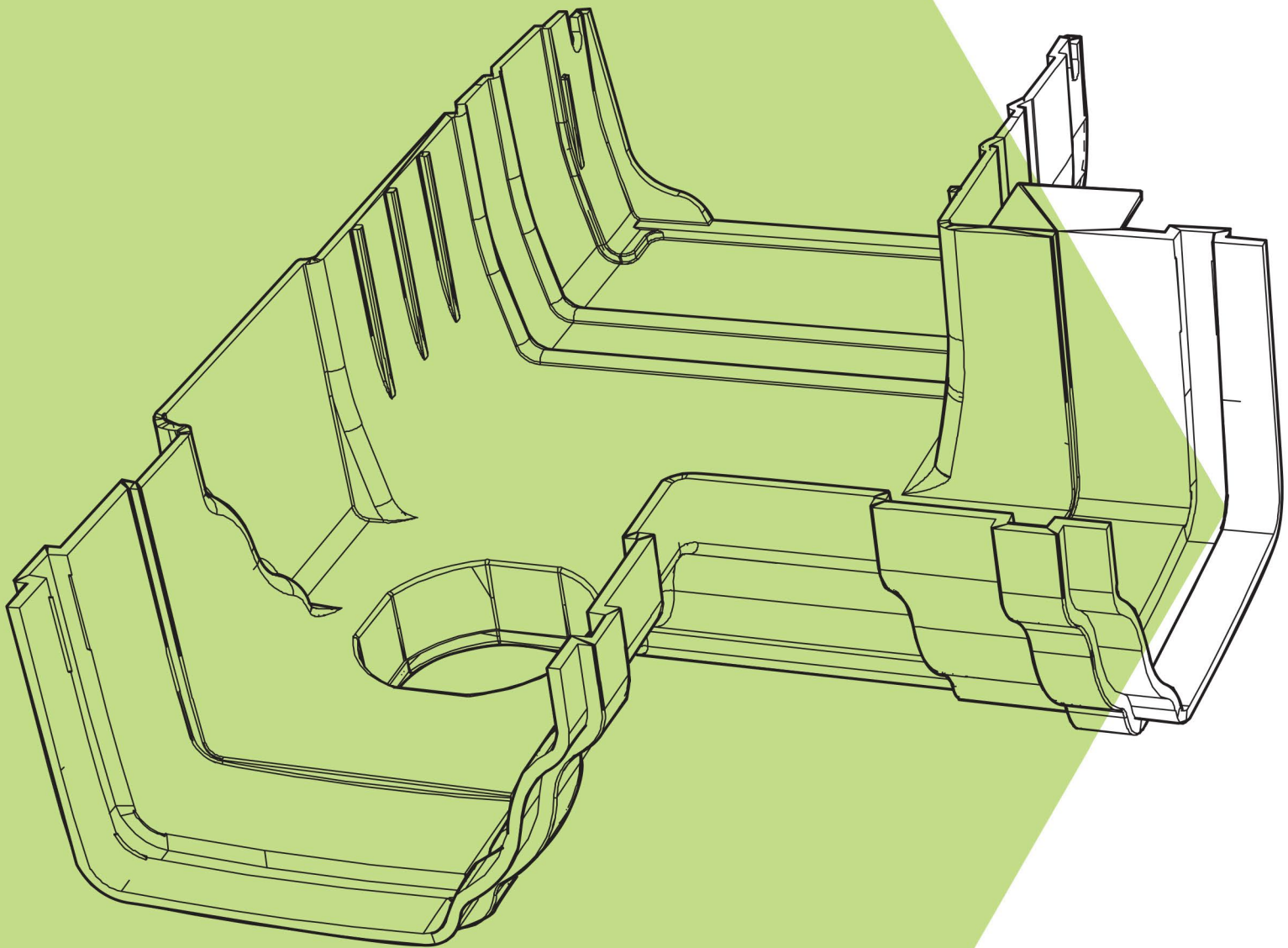


ClassicTMroof
by Ultraframe

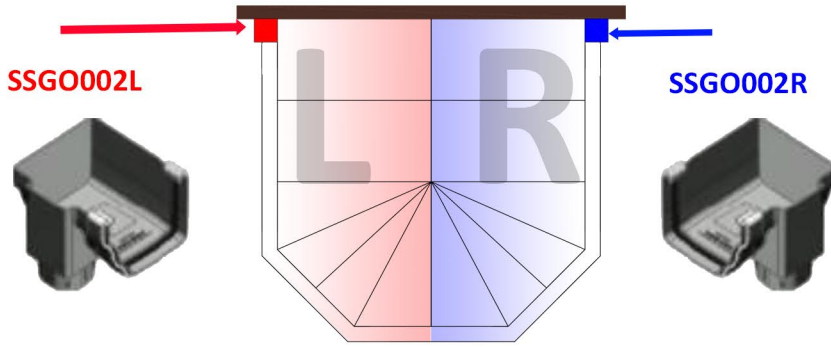


V2 January 2021

MARLEY GUTTER PRODUCT DIRECTORY

Eaves Mounted Gutter Options

A1



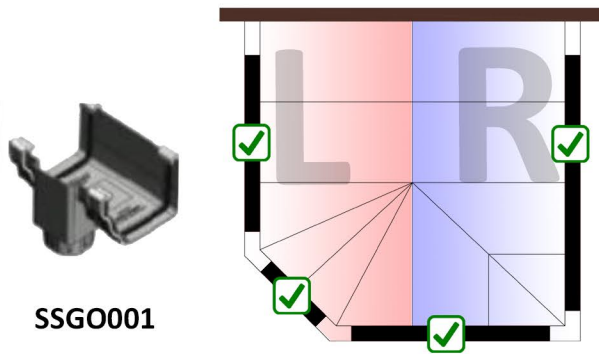
A2

Stopend Outlet- On Eaves Beam

SSGO002L - LEFT (A1)

SSGO002R - RIGHT (A2)

D1



SSGO001

Inline Running Outlet

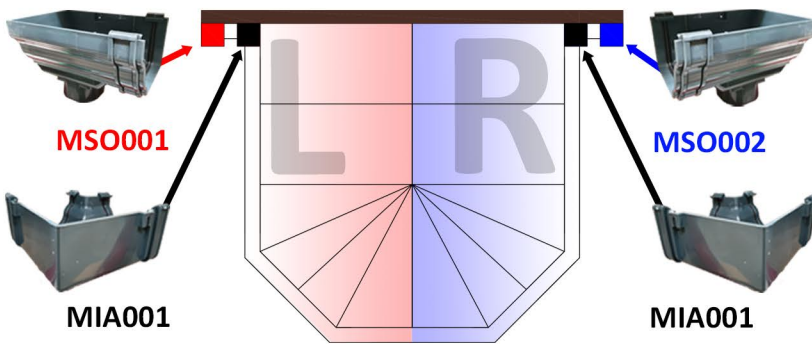
On Eaves Beam

SSGO001

THE SSGO001 CAN BE PLACED ANYWHERE ALONG THE TICKED BLACK LINES ONLY

Wall Mounted Gutter Options

B1



MSO001

MSO002

MIA001

MIA001

B2

Classic Gutter Internal 90 Degrees

MIA001

Classic Gutter Stop End Outlet

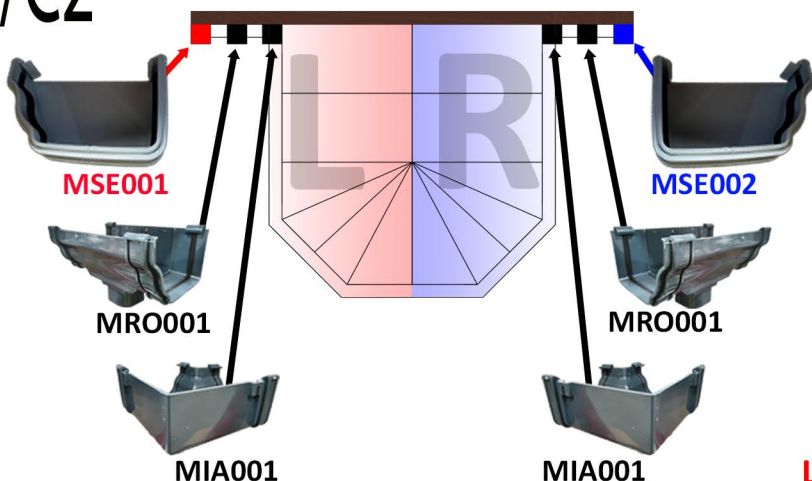
(Wall Mounted)

MSO001 - LEFT (B1)

MSO002 - RIGHT (B2)

C1/C2

Optional Left and Right Wall Mounted Outlets



MSE001

MSE002

MRO001

MRO001

MIA001

MIA001

Running Outlet (Wall Mounted)

MRO001

Classic Gutter Internal 90 Degrees

MIA001

Classic Gutter Stop Ends

MSE001 - LEFT

MSE002 - RIGHT

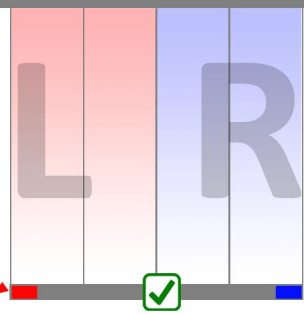
THE C1/C2 INCLUDES A RUNNING OUTLET AND BOTH LEFT AND RIGHT HAND STOP ENDS

Lean-To

A1



SSGO002L



SSGO002R

A2

Stopend Outlet- On Eaves Beam

- SSGO001L - LEFT (A1)
- SSGO002R - RIGHT (A2)

D1



SSGO001



Inline Running Outlet- On Eaves Beam

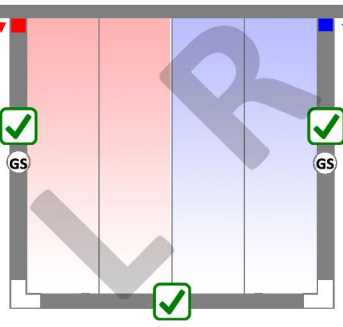
SSGO001

Lean-To GS

A1



SSGO002L



GS



GS

SSGO002R

A2

Stopend Outlet- On Eaves Beam

- SSGO002L- LEFT (A1)
- SSGO002R - RIGHT (A2)

D1



SSGO001



Inline Running Outlet- On Eaves Beam

SSGO001

Wall Option

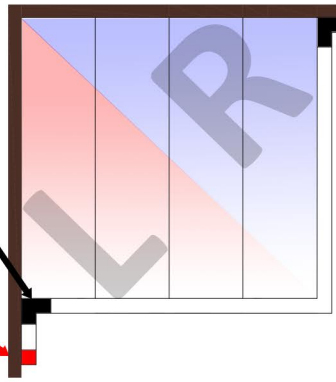
B1



MIA001



MSO001



MSO002



MIA001

B2

Classic Gutter Internal 90 Degrees

MIA001

Classic Gutter Stop End Outlet (Wall Mounted)

- MSO001 - LEFT (B1)
- MSO002 - RIGHT (B2)

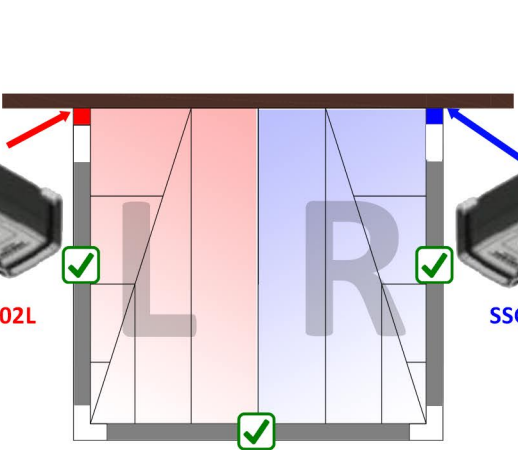
Hipped Lean-To

Stopend Outlet- On Eaves Beam **SSGO002L - Left - SSGO002R- Right**

A1



SSGO002L



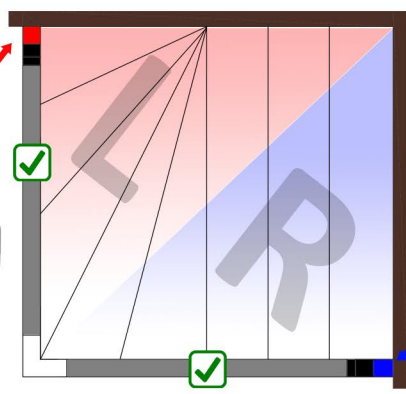
A2

SSGO002R

A1



SSGO002L



A2



SSGO002L

D1



SSGO001



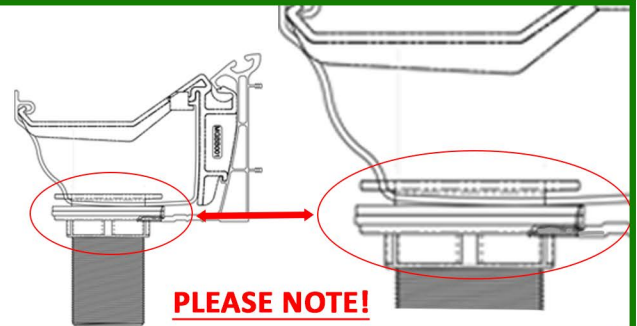
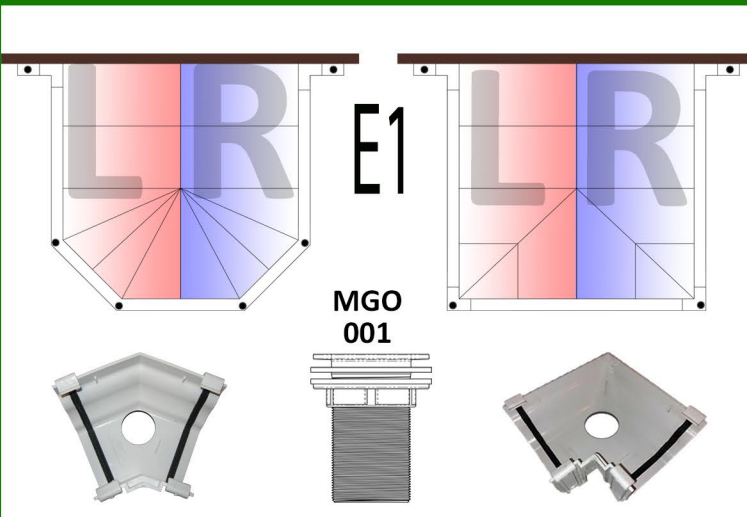
Inline Running Outlet- On Eaves Beam

SSGO001



SSGO001

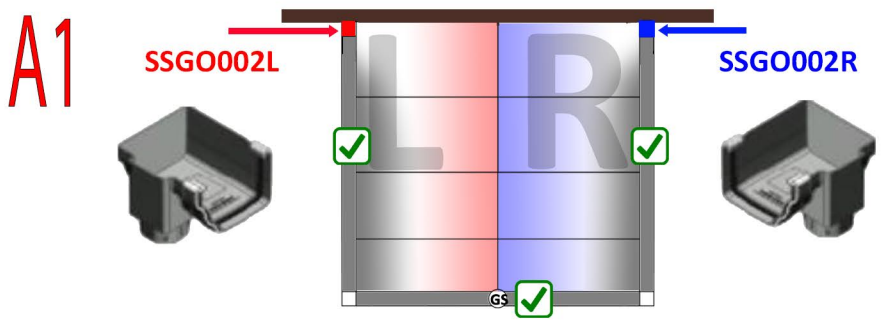
D1



PLEASE NOTE!

The drill and fix outlet should only be used in a scenario where no other option is available. As you can see, it will not fit as an inline outlet with Eaves and is a tight fit in a corner too! These have a small diameter for drainage so more than one should be used on a standard roof. Ok to use in a wall mounted gutter scenario.


Gable Support Beam



A2

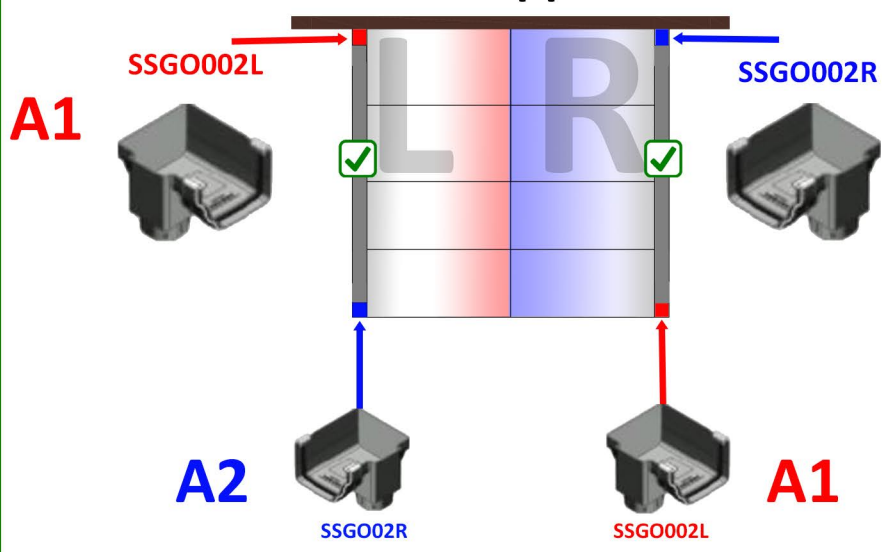
Stopend Outlet- On Eaves Beam
SSGO002L - Left
SSGO002R - Right

D1



Inline Running Outlet- On Eaves Beam
SSGO002

NO Gable Support Beam



A2

Stopend Outlet- On Eaves Beam
SSGO002L - LEFT (A1)
SSGO002R - RIGHT (A2)

D1



Inline Running Outlet- On Eaves Beam
SSGO002

If other lefts/rights are to be used,
Individual components must be specified manually
in conjunction with extra guttering.

Eaves Beam Options



SSGO002L



SSGO002R



SSGO002

Inline Running Outlet

SSGO002

Stopend Outlet On Eaves

SSGO002L - (LEFT)

SSGO002R (RIGHT)

Wall Mounted Options



MSO001



MSO002



MRO001

Running outlet (Wall Mounted)

MRO001

Wall Mounted Stop End Outlet

MSO001 (LEFT)

MSO002 (RIGHT)

Additional Items



MIA001



MEA001



MSE001



ESA001L



MSE002



ESA001R

Internal 90° Corner

MIA001

Marley Classic Stopend

MSE001 (LEFT)

MSE002 (RIGHT)

Marley Classic Gutter

ESA001L (LEFT)

ESA001R (RIGHT)

**(STD 80MM OFFSET TO STEP
ROUND STD BRICK)**

Classic Gutter External 90 Degrees

MEA001

Square Options



MGB002
4LT SCREW ON
GUTTER BRACKET



MGBB001
EAVES BEAM
GUTTER BRACKET



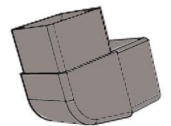
RWC001
SQUARE
DOWNPIPE
BRACKET



RWP250
RAINWATER
PIPE 2.5M



BES001
BOTTOM
ELBOW SHOE



RWO001 = 67°
RWO087 = 87°
RAINWATER
OBTUSE BEND

Round Options



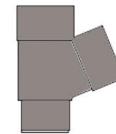
UZRW001W/3
DOWNPIPE
BRACKET
BACKPLATE



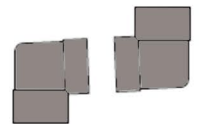
UZRW001W/1
DOWNPIPE
BRACKET
SOCKET CLIP



UZRW001W/2
DOWNPIPE
BRACKET PIPE CLIP



RWP001
RAINWATER
PIPE BRANCH



RWB001
OFFSET BEND
KIT (SQUARE)



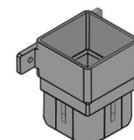
UZRW250W
RAINWATER
DOWNPIPE



UZRW002W
ROUND
DOWNPIPE
SHOE



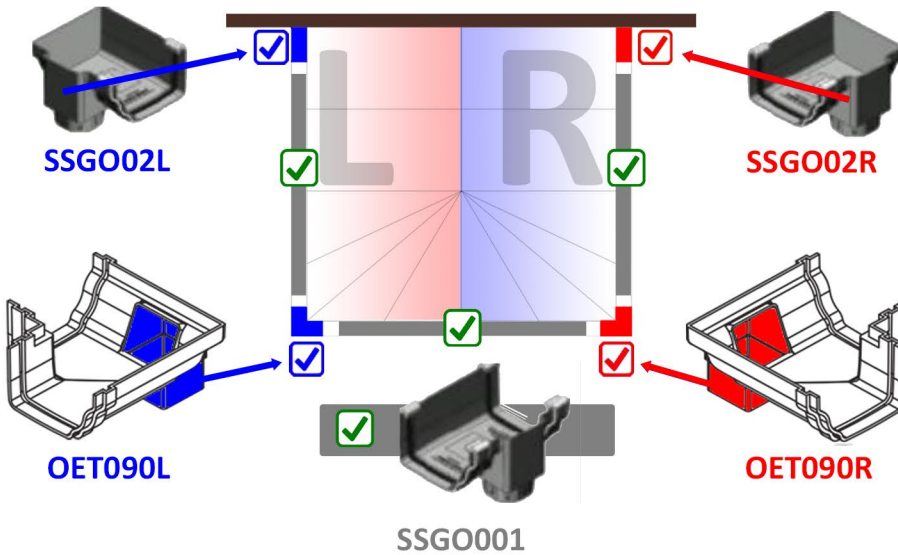
RDP068
PIPE 67°
OBTUSE BEND



GAD001 GUTTER TO SQUARE RWP ADAPTOR
(GUTTER OUTLET TO RWP AND RWP TO RWP
JOINTER)

GAD002 GUTTER TO ROUND RWP ADAPTOR

OUTLETS ON THE FRONT ELEVATION.



Elephant's Trunk Stop End

SSGO 002L (LEFT)

SSGO 002R (RIGHT)

Elephant's Trunk 90°

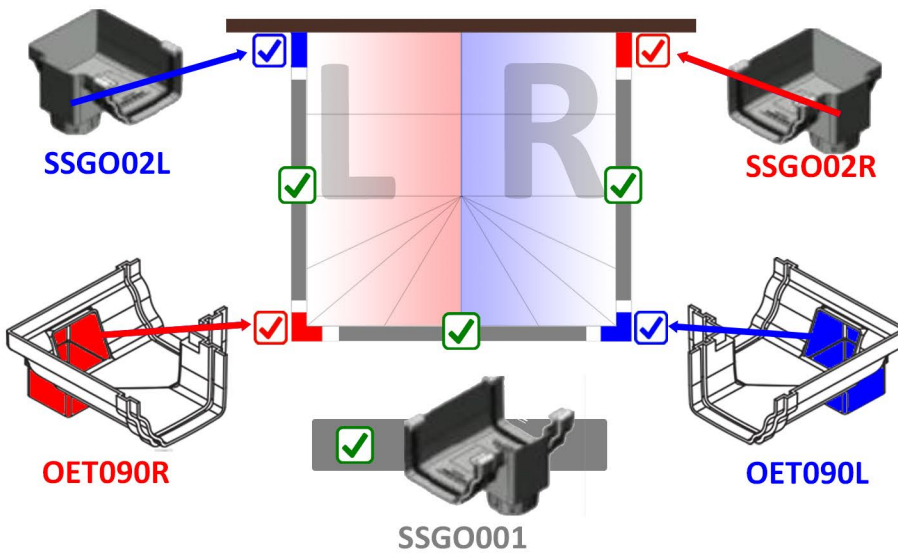
OET 090 (LEFT)

OET 090R (RIGHT)

Elephant's Trunk Inline

SSGO 001

OUTLETS ON THE SIDE ELEVATION.



Elephant's Trunk Stop End

SSGO 002L (LEFT)

SSGO 002R (RIGHT)

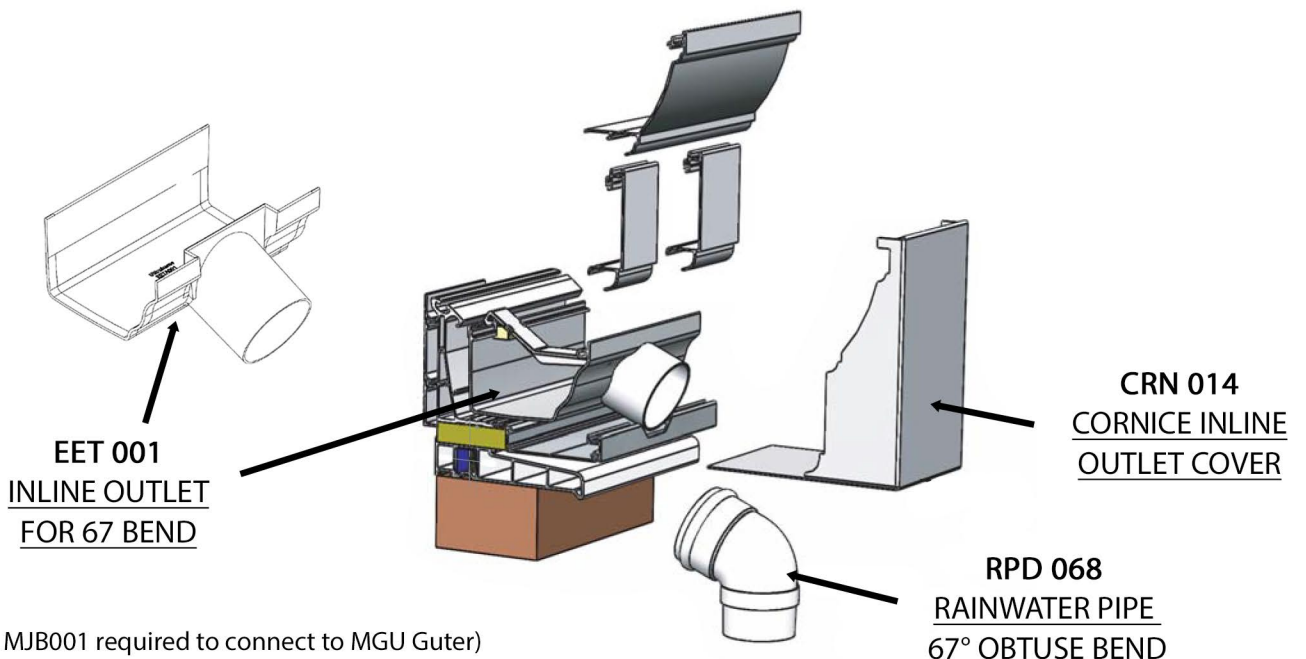
Elephant's Trunk 90°

OET 090 (LEFT)

OET 090R (RIGHT)

Elephant's Trunk Inline

SSGO 001



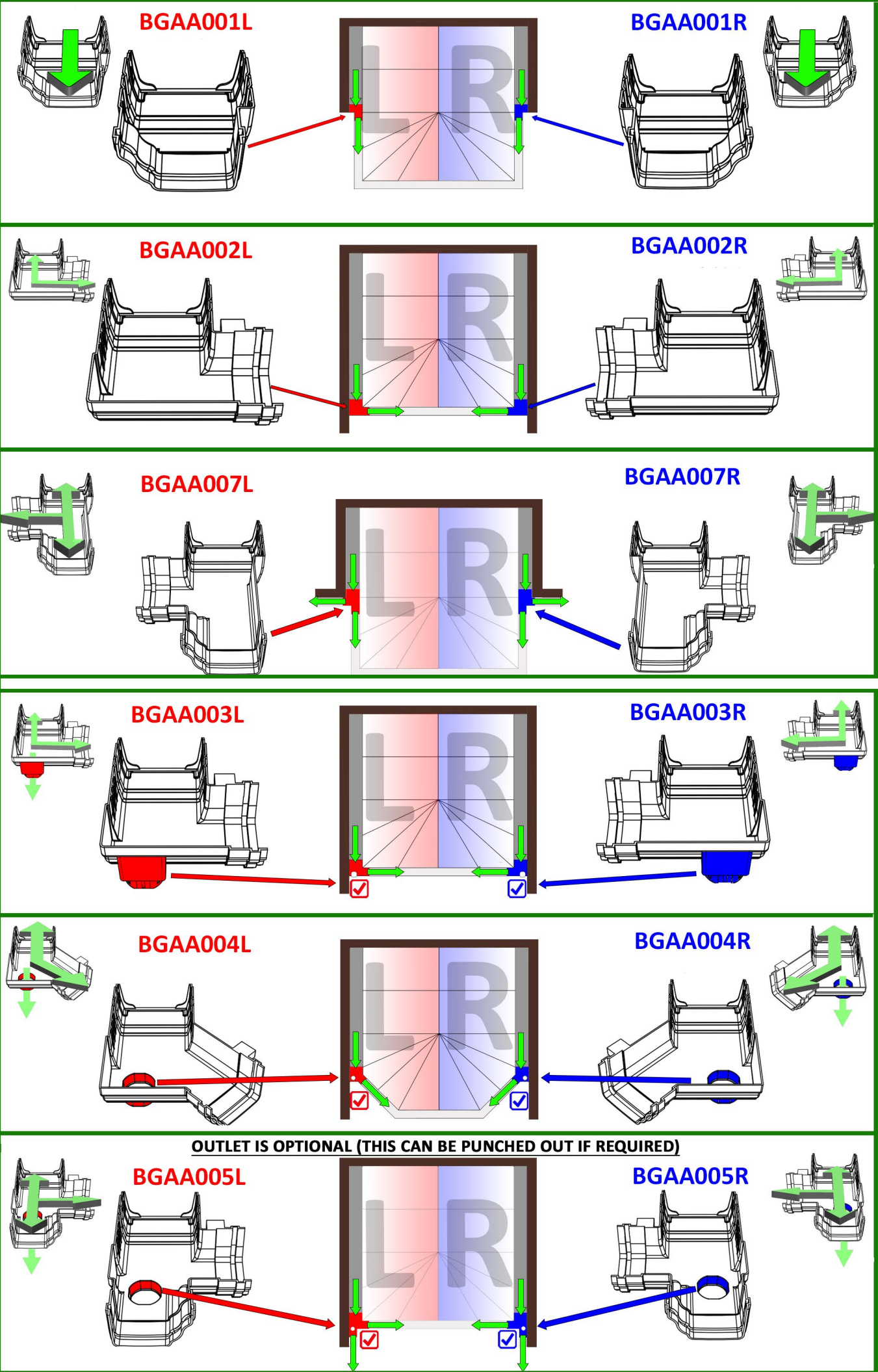
EET 001
INLINE OUTLET
FOR 67 BEND

CRN 014
CORNICE INLINE
OUTLET COVER

RPD 068
RAINWATER PIPE
67° OBTUSE BEND

(2 x MJB001 required to connect to MGU Guter)

165 Marley Classic Boxgutter Outlet Options

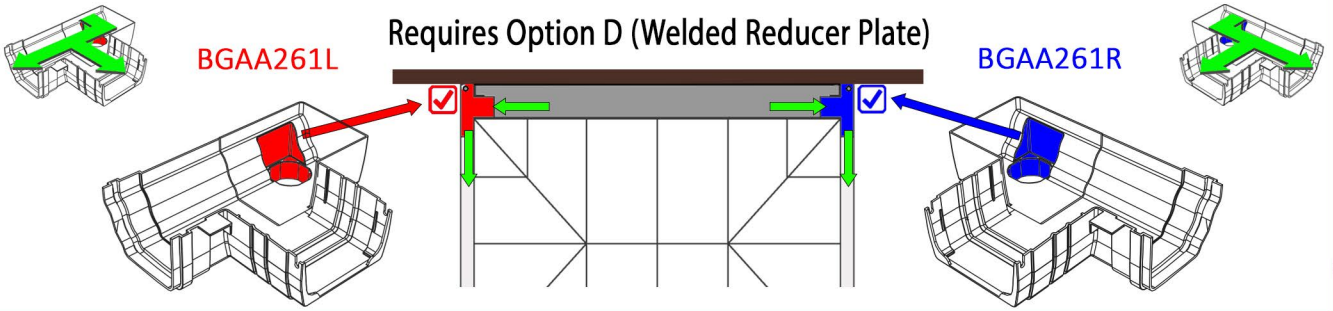


No Outlets

These Include Outlets

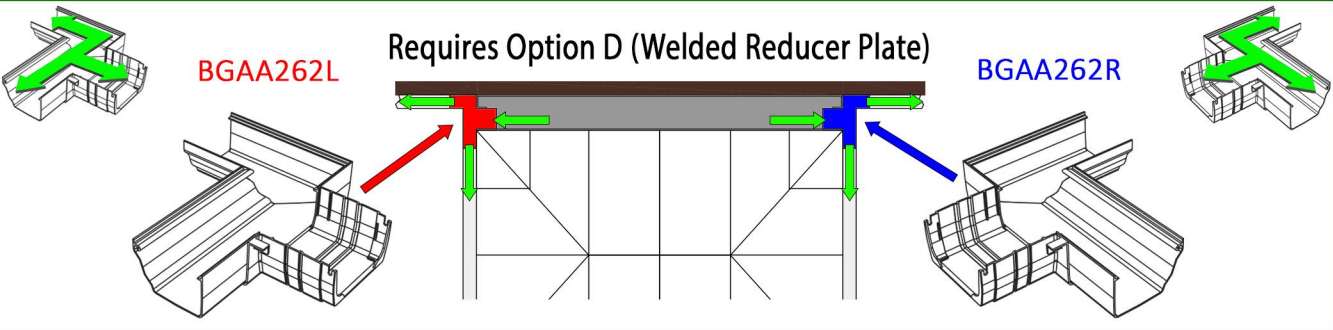
265m Boxgutter Outlets

265 Adaptors FOR Reducer Plate

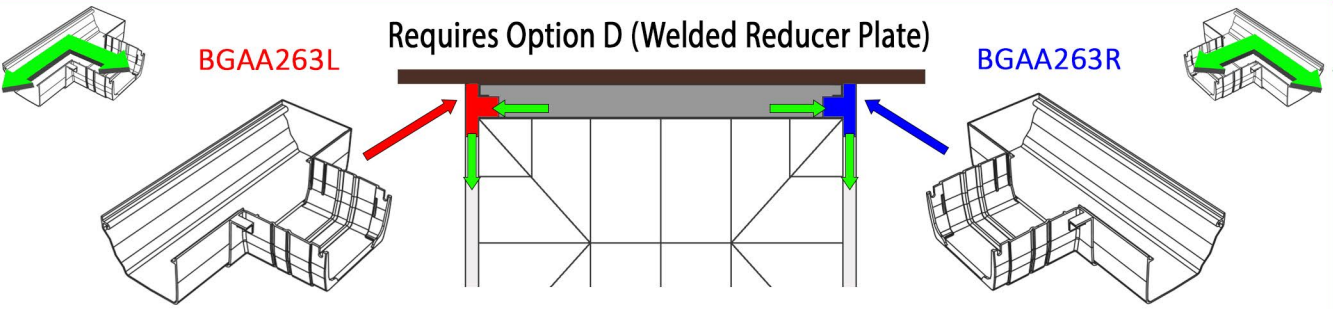


Inc. Outlet

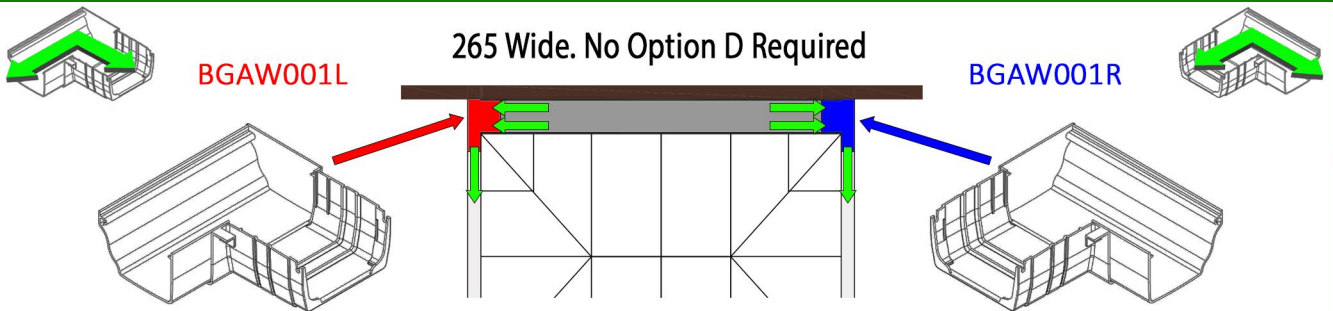
265 Adaptors NO Reducer



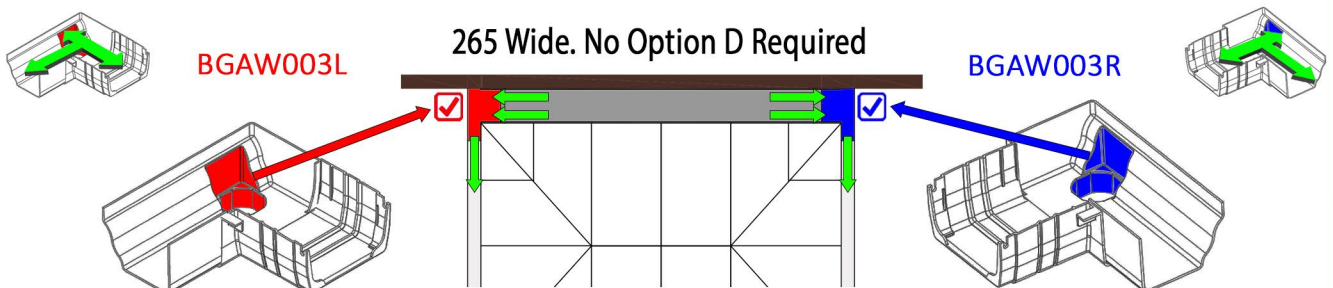
NO Outlet



NO Outlet



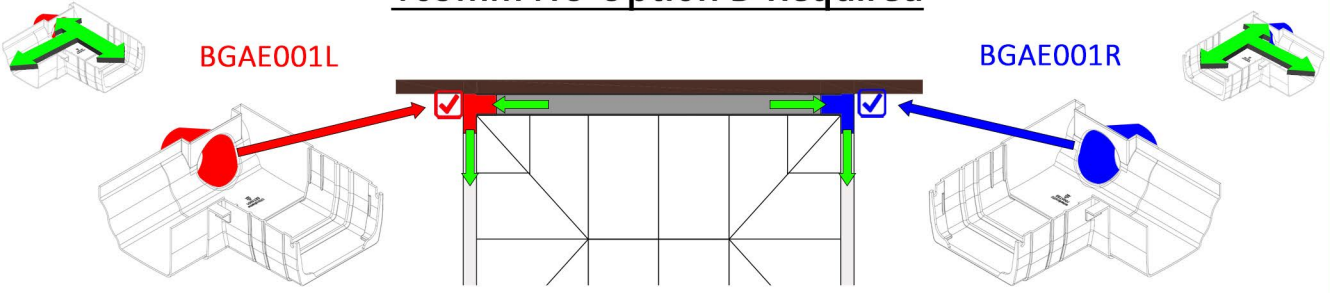
Inc Outlets



Elephant's Trunk BG Outlets

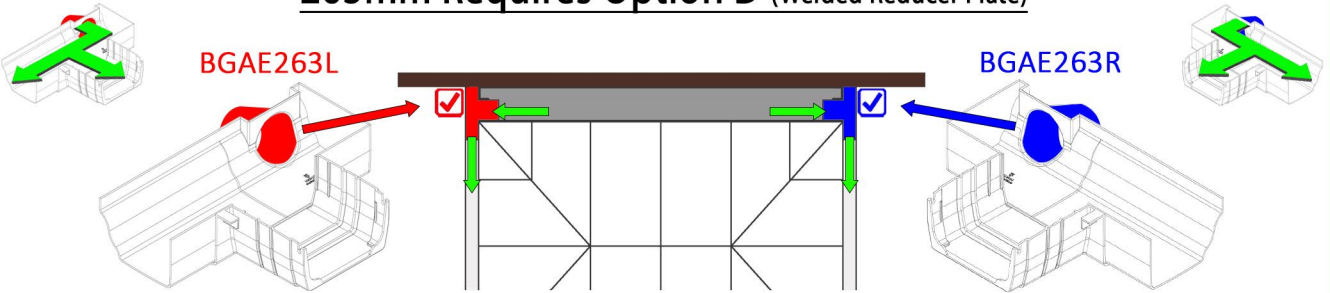
165 BG Adaptor

165mm NO Option D Required



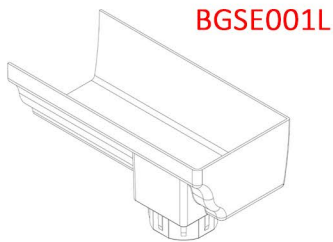
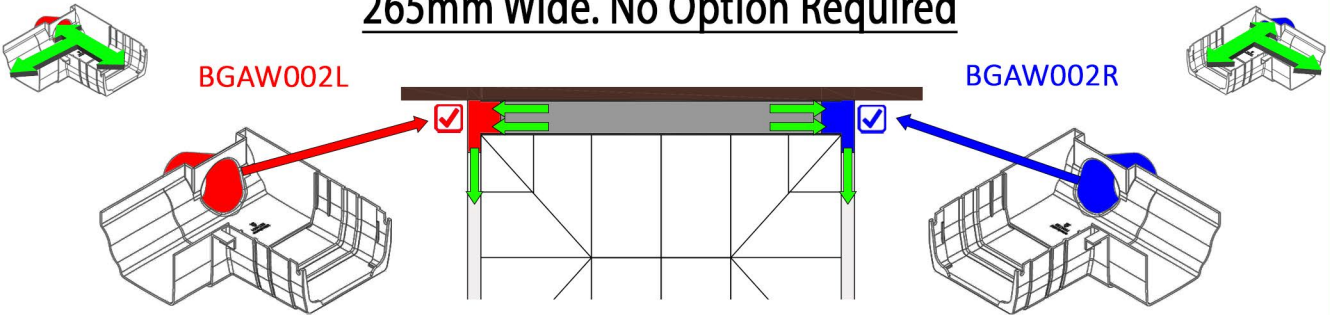
265 Adaptors Option D

265mm Requires Option D (Welded Reducer Plate)



BGSE001

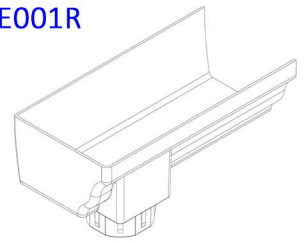
265mm Wide. No Option Required



BGSE001L

To suit 165mm or 175mm wide soffit box gutter
or
to suit 275mm wide soffit box gutter with reverse option A reducer
or
to suit 265mm wide box gutter with option A reducer

BGSE001R



Outlet Included

www.ultraframetrade.co.uk

It is Ultraframe's policy to continually seek to improve its products, processes and services, and we reserve the right to change specifications without prior notice. Ultraframe is a trading name of Ultraframe (UK) Limited.

Ultraframe[®]

